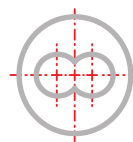


Transducers electrical connection

CDA and CDTA series

A	B	C	D	E	F
S+	S-	P+	P-		C

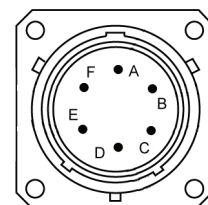


Bagsik[®]

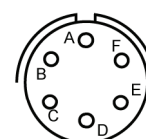
www.bagsik.net

CDAI and CDTAI series

Output signal	A	B	C	D	E	F
4-20 mA (2 wires)	S+	S-			C	C
4-20 mA (4 wires)	S+	S-	P+	P-	C	C
0-10 VDC (7 wires)	S+	S-	P+	P-	C	C

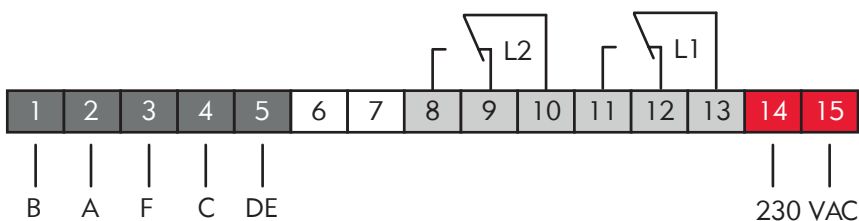


Transducer socket

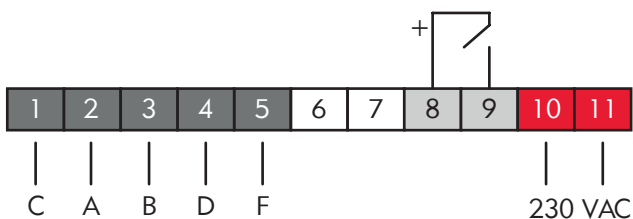


Plug

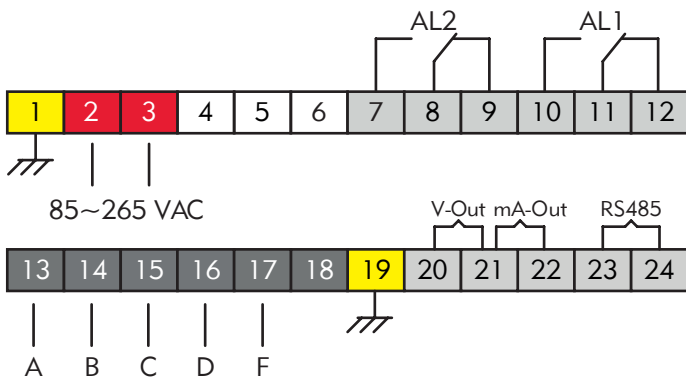
Transducer connection into **DMV3000 display**



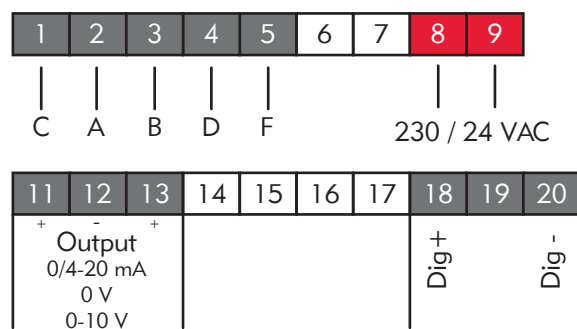
Transducer connection into **DMV4000 display**



Transducer connection into **DMV5000 display**



Transducer connection into **DMV2001 and DMV2002 display**



Transducer electrical connection into a pressure gauge

Pin on the transducer plug	Color Black cable* standard	Color Gray cable** optional	Function	No. of connection on DMV display slot			
				2001 / 2002	3000	4000	5000
A	Blue	Yellow	Sygnal +	2	2	2	13
B	Green	White	Sygnal -	3	1	3	14
C	Red	Brown	Zasilanie +	1	4	1	15
D	Yellow	Green	Zasilanie -	4	5	4	16
E	Black	Pink	-	X	X	X	X
F	Brown	Gray	Kalibracja	5	3	5	17

S - signal, P - power, C - calibration

* - black cable - ready to use

** - gray cable without the plug - to individual assembly